

Moving Past Pledges Towards Implementation:

How Financing Climate Projects in Cities is Key to Achieving Global Climate Goals

A briefing of CDP's Global Snapshot 2025

December 2025



In partnership with:



Launched on the sidelines of the COP30 Local Leaders Forum in Rio de Janeiro, Brazil, CDP's Global Snapshot 2025 highlights city climate project disclosure trends from 2020 to 2024 and offers early insights from the 2025 reporting cycle.

The findings underscore the importance of year-on-year, comparable reporting for tracking progress and empowering cities to deliver on their climate action.

This Global Snapshot is based on the self-disclosed responses to CDP-ICLEI Track from 2020 to October 1, 2025, where more than 1,100 local governments representing 20% of the world's urban population, publicly reported climate-related projects in need of financing.

To check out the full Global Snapshot – scan or click the QR Code.



Key takeaways

Growing momentum in city climate project disclosures (2020-2024)

- **City project pipelines and financing needs have expanded significantly.** Between 2020 and 2024, the number of disclosed climate projects more than doubled - from 1,121 projects to 2,508 – while total reported financing needs grew even faster, rising from US\$35 billion to US\$86 billion.
- **Mitigation projects dominate**, accounting for roughly 60% of projects each year. However, **adaptation has gained substantial ground**, increasing from 21% of disclosures in 2020 to 30% in 2024 as cities confront intensifying climate risks – from flooding to extreme heat and water stress.
- **Green infrastructure and nature-based solutions projects saw the fastest growth**, quadrupling from 79 projects in 2020 to 377 in 2024.
- **Project maturity and ticket size are major bottlenecks.** Each year, around half of all projects are in the early stages of development – prior to the structuring phase – and nearly 40% of projects with cost data are under US\$500,000, particularly in small and medium-sized cities.

Emerging insights from the 2025 global pipeline

- **By 1 October 2025, 507 cities in 62 countries disclosed 2,164 projects** with a combined value of US\$173 billion.
- **Total reported investment needs surpassed US\$100 billion for the first time**, rising sharply from US\$86 billion in 2024 to US\$105 billion in 2025.
- **Buildings & energy efficiency is still the leading sector by project volume with 420 projects.** For the first time, nature-based solutions, biodiversity and urban green spaces ranked second with 338 projects - slightly ahead of transport (336 projects).
- **Investment demand remains highly concentrated geographically.** Developed economies still account for 83% of total reported needs, led by the United States (44%) and United Kingdom (23%), even though emerging-market cities represent 40% of all projects.
- **Cities still rely overwhelmingly on public sources of capital.** Only 7% of projects that reported a financing model are seeking financing strictly from private sources.
- **The 2025 project pipeline underscores the unprecedented opportunity to strengthen multilevel collaboration.** Over 80% of projects come from cities in countries that have joined [The Coalition for High Ambition Multilevel Partnership \(CHAMP\) for climate action](#) – a commitment from national governments to better integrate cities and subnational governments into climate planning, financing, implementation, and monitoring.

Calls to action

Cities are shifting decisively from ambition to implementation, disclosing thousands of climate projects that can cut emissions, strengthen resilience and deliver cleaner air, jobs, and more equitable urban services. Yet significant barriers to finance—especially in emerging markets and developing economies—continue to limit their ability to act at scale.

To unlock the full climate potential of cities, CDP and partners call for the following actions:

Put cities at the centre of national and global climate agendas:

- **Integrate urban investment needs into national strategies** – including Nationally Determined Contributions, National Adaptation Plans (NAPs) and country platforms - ensuring they reflect city-specific priorities, advance resilience and a just and inclusive transition.
- **Strengthen the role of Multilateral Development Banks (MDBs)** by embedding urban climate action and finance into their climate, corporate and country strategies, as urged in [the 2024 Open Letter from Mayors to the Presidents of MBDs](#) and echoed in [MDBs' formal response](#).

Mobilize capital at scale for urban climate action:

- **Rapidly increase urban climate finance flows to meet the estimated US\$4.5 trillion needed annually by 2030**, with national governments and development finance institutions (DFIs) providing at least [US\\$800 billion a year](#) in additional public investment to leverage private capital and support cities' expanding pipelines of projects.

Strengthen multilevel governance and partnerships:

- **Reinforce national-subnational collaboration frameworks** to build stronger enabling environments for urban climate finance, including fiscal, financial and data management systems.
- **Institutionalize multilevel initiatives like CHAMP** to ensure that cities and subnational governments are embedded into national climate strategies and policy frameworks.

Promote city climate and environmental disclosure:

- **Scale and support city disclosure** to close information gaps, build investor confidence and align national strategies with local priorities.
- **Leverage project data** to identify replicable solutions, track progress, develop project aggregation opportunities, and direct investment and technical assistance where they are most needed.

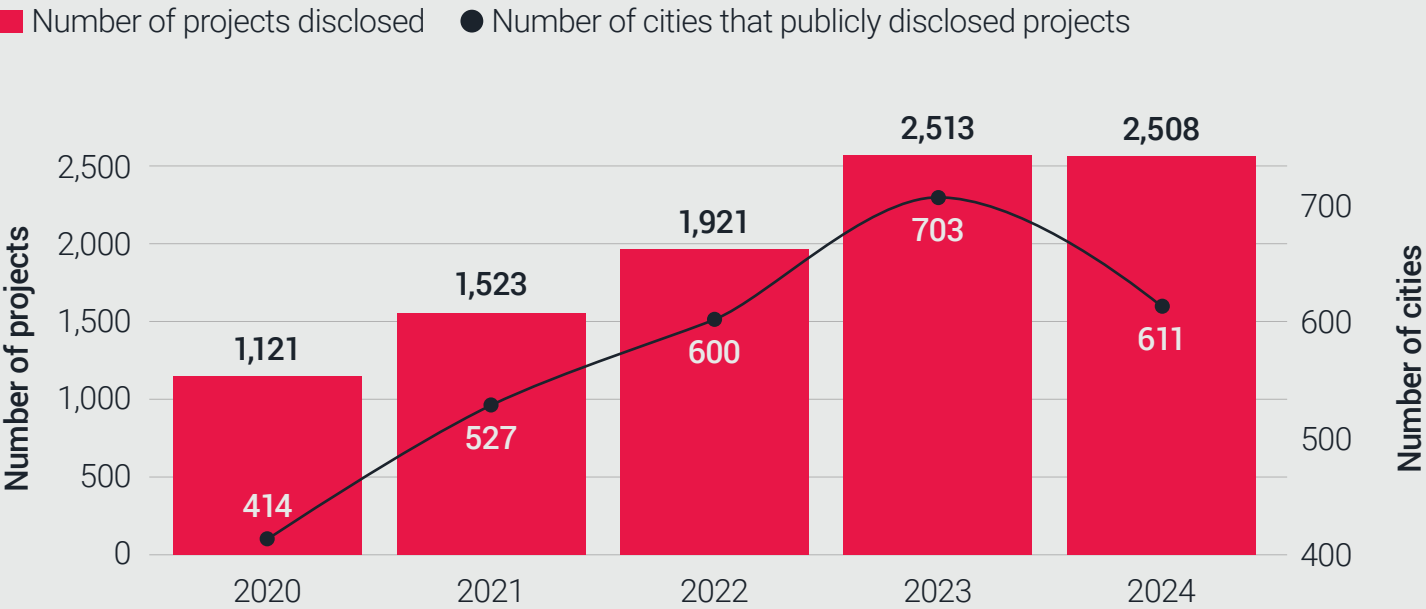
What the past five years of city climate project disclosures reveal (2020-2024)



Since 2020, cities have moved decisively from pledges to implementation, translating ambition into thousands of concrete project opportunities across energy, transport, water, waste, and nature-based solutions.

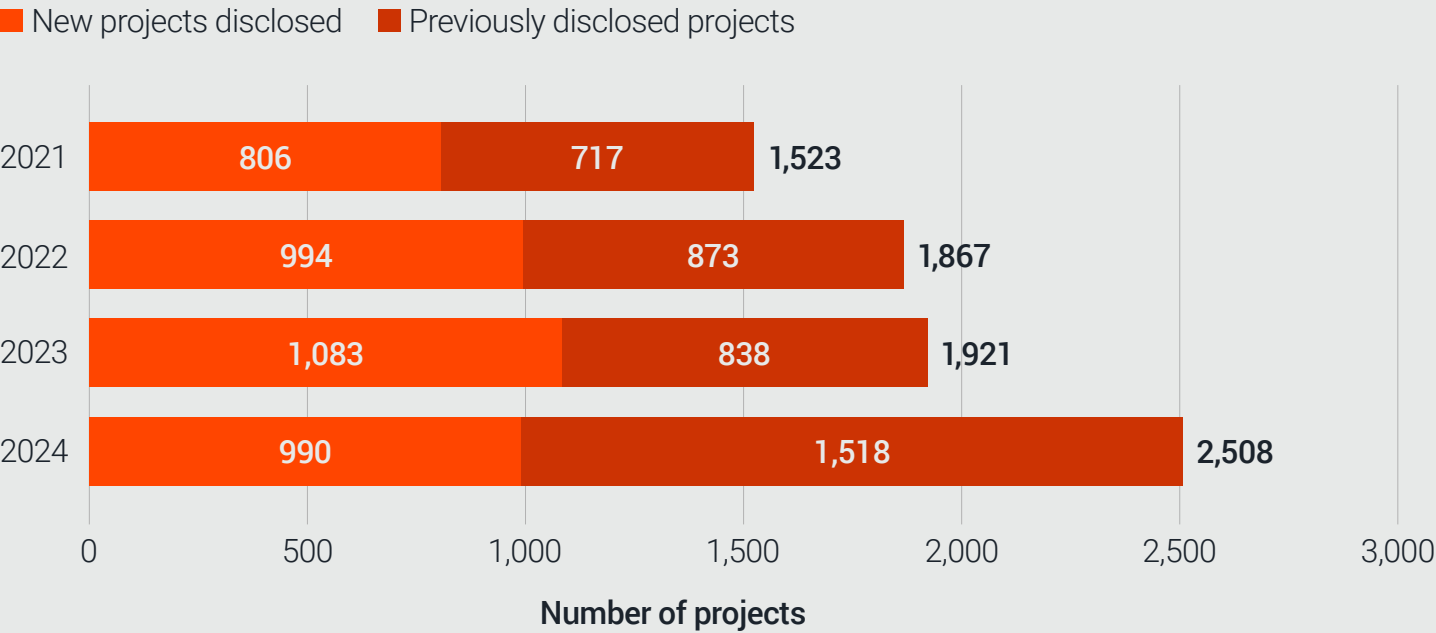
From 2020 to 2024, the number of cities reporting projects nearly doubled from 414 cities in 2020 to a peak of 703 in 2023. Projects disclosed more than doubled, from 1,121 projects to 2,508.

Number of cities that publicly disclosed projects and number of projects disclosed



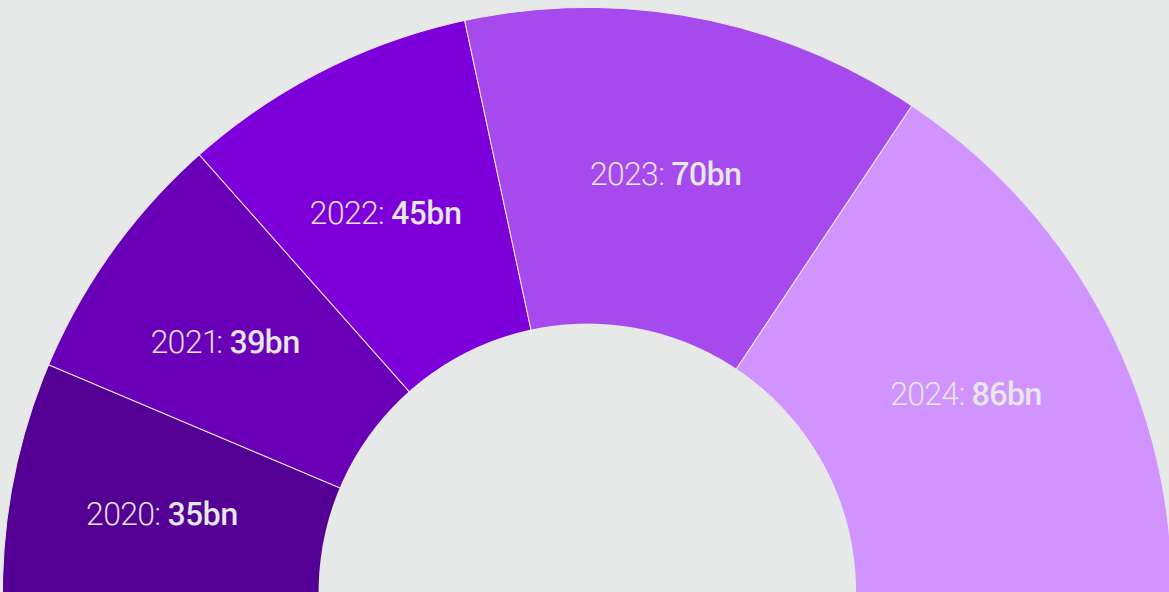
The share of newly disclosed projects each year ranged between 39-56%, indicating that cities are maintaining visibility of existing needs while steadily expanding their pipelines with new investment opportunities.

Total number and share of new vs. previously reported projects



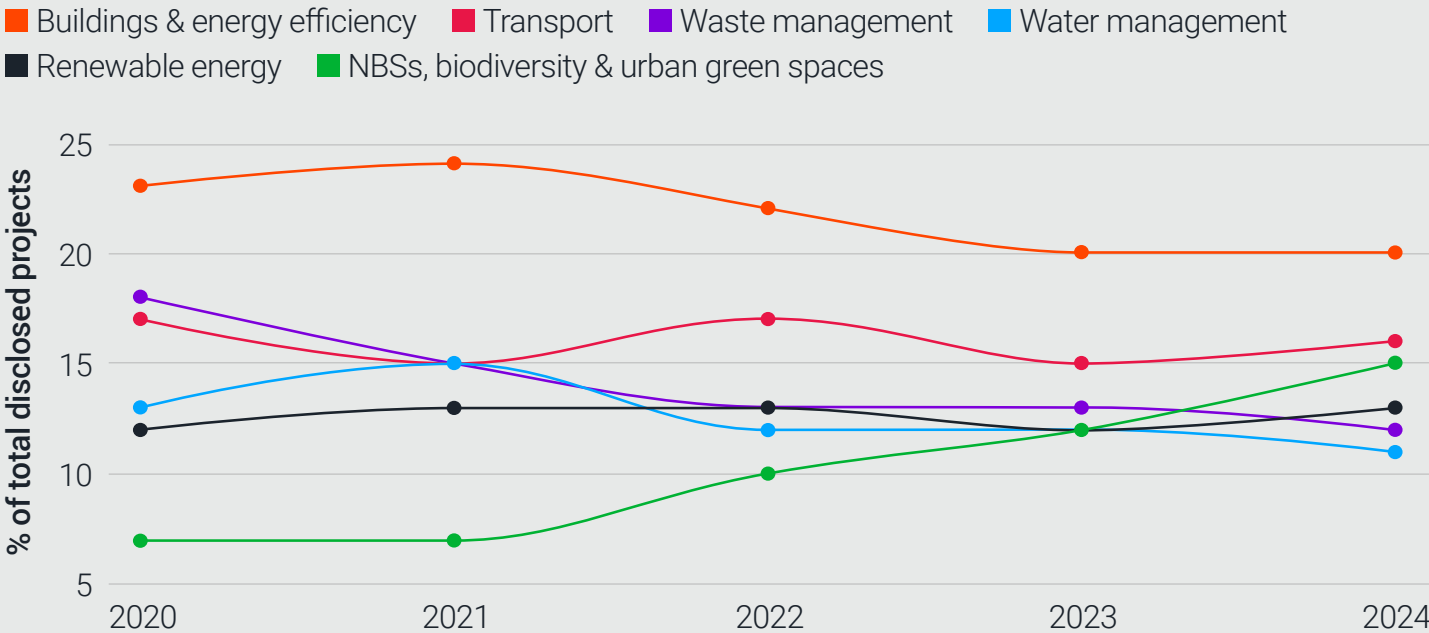
Total reported investment needs grew even faster, from US\$35 billion in 2020 to US\$86 billion in 2024.

Total reported financing needs (in US\$ billions)



Projects remain concentrated in the sectors of buildings & energy efficiency and transport, but Nature-based solutions, biodiversity and urban green spaces was the fastest growing sector.

Change in sector ranking by share of total projects



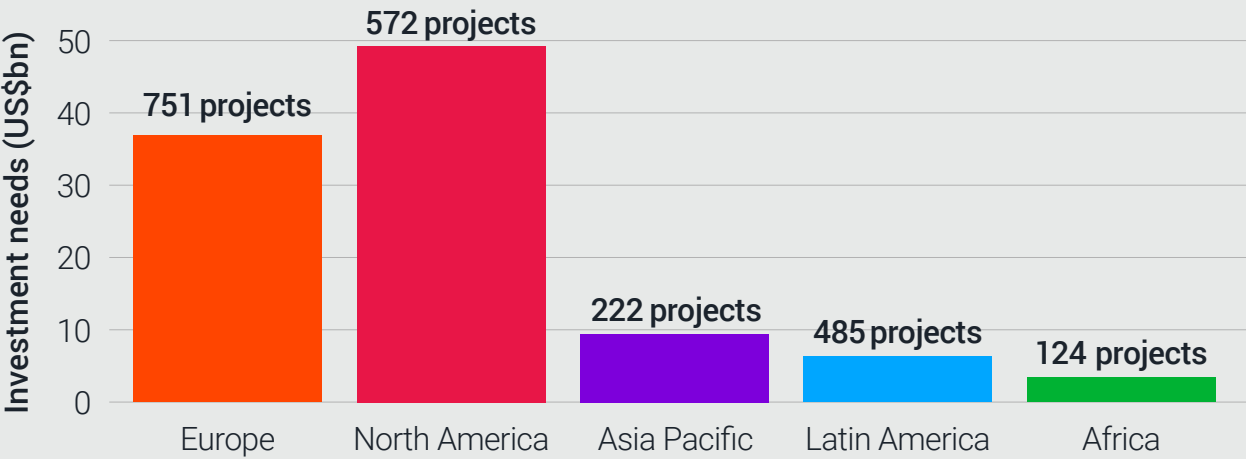
Global Pipeline 2025 Snapshot



Emerging insights from 2025 CDP-ICLEI Track public data point to a continued momentum. As of October 1, 2025, 507 cities in 62 countries reported a total of 2,164 projects through CDP-ICLEI Track, representing US\$173 billion in total value. For the first time, total reported investment needs are topping US\$100 billion.

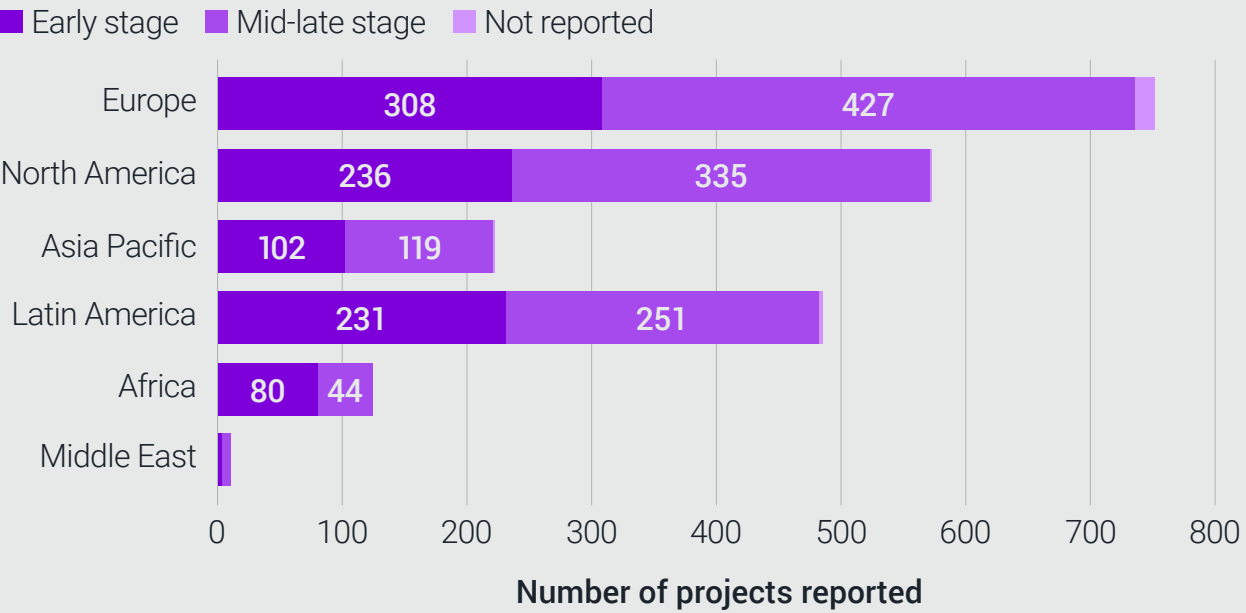
Disclosed climate projects are still concentrated in three regions. Europe (including the UK and Türkiye) continues to lead in project volume, with 751 reported projects, while the United States still accounts for the largest share of the financing demand, with 449 projects seeking US\$46 billion in investment. Latin America currently ranks third by project volume (485 projects) but still shows a comparatively lower demand for finance (US\$6.2 billion).

Project opportunities and investment needs by region¹ (US\$)



Nearly half of all reported projects (44%) are in the early stages of development. As in previous years, Africa continues to feature the largest share of early-stage projects (65%) with many still at in the initial scoping phase.

Project opportunities by stage of development across regions




Top 3 sectors² for investment by region (US\$)¹



1. These two charts do not include the Middle East due to cities in the region reporting only 10 projects as of Oct. 1st, 2025. | 2. The 'Other' sector category includes projects that cover areas such as climate and financial planning, education and public awareness raising initiatives. Many projects in this category also overlap with multiple sectors.

A large majority of projects (87%) are seeking financing. Among them, 44% are already partially funded and seeking additional financing and nearly half (49%) are not funded and seeking full or partial financing.

Percentage of project opportunities by status of financing³

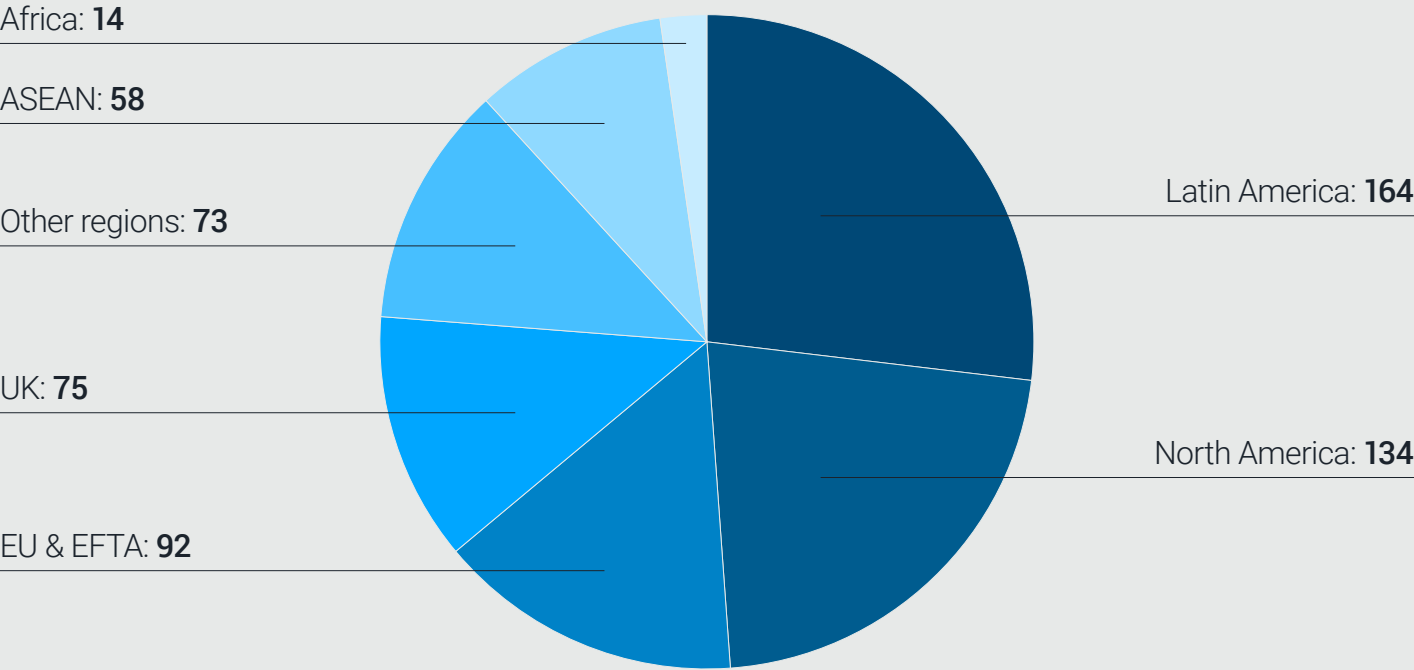


- Financing status & number of projects**
- Projects partially funded and seeking additional financing (894)
 - Projects not funded and seeking full or partial financing (994)
 - Other (100)
 - Not reported (31)

3. This chart does not include the 145 projects that have been reported as fully funded.

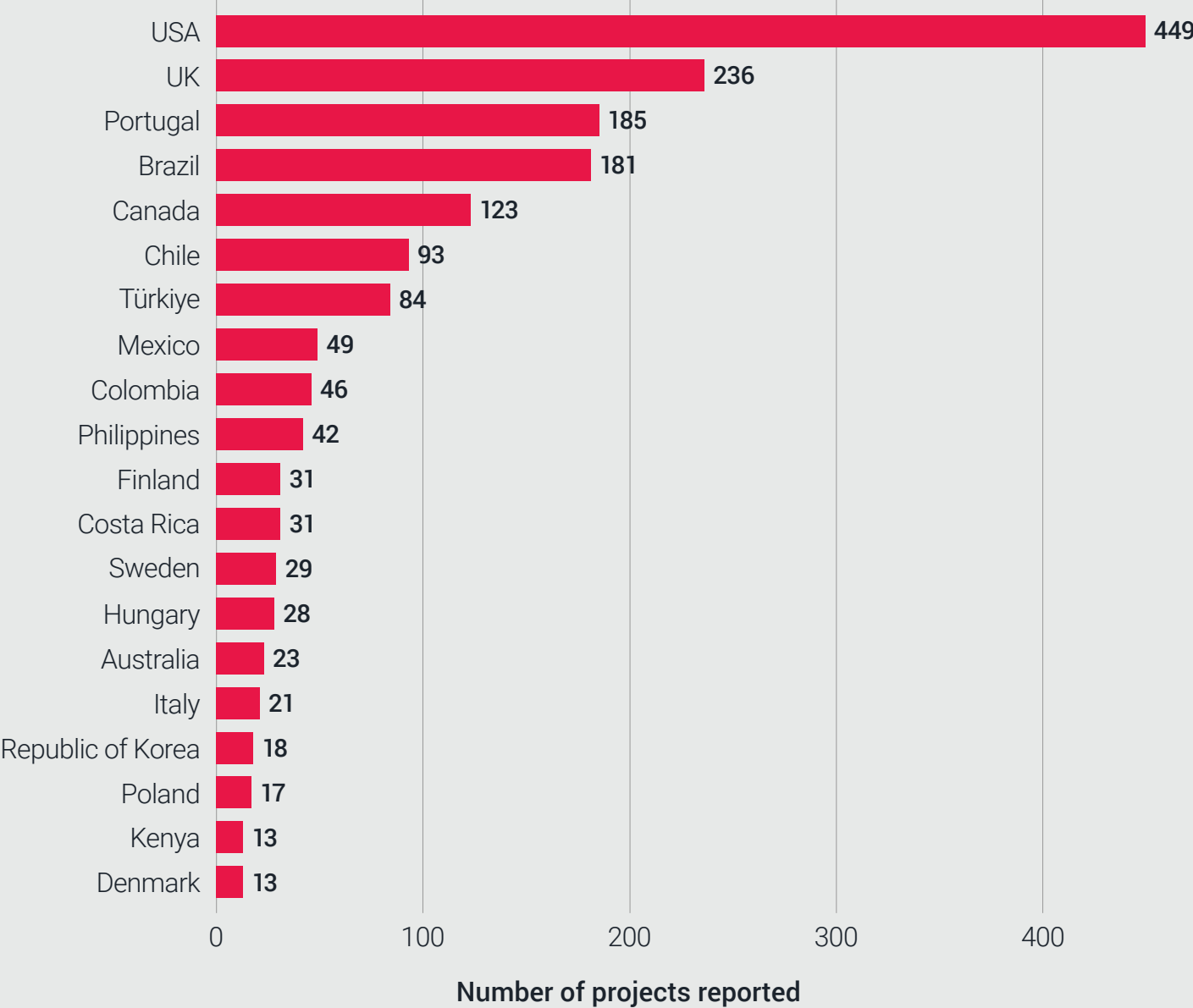
The 2025 pipeline so far includes **610 new projects seeking a combined US\$7.5 billion in investment** – equivalent to 28% of all projects reported and 7% of total reported investment needs. The largest shares of these new projects come from the United States (19%), the United Kingdom (12%), and Brazil (12%).

Number of new projects disclosed in 2025 by key geography



In 2025, 400 cities from 37 CHAMP-endorser countries reported a total of 1,901 projects. These projects represent more than 80% of all projects and total investment needs (~\$US92 billion). Of these, 92% are seeking financing, and 42% are in the early stages of development.

Project opportunities by CHAMP⁴ endorser countries (TOP 20)



4. CHAMP stands for The Coalition for High Ambition Multilevel Partnerships.



This data was collected in partnership by CDP and ICLEI-Local Governments for sustainability.

Learn more about CDP’s global work on [funding and financing for local and regional climate action](#). For any questions or inquiries, contact us at climateprojects@cdp.net.